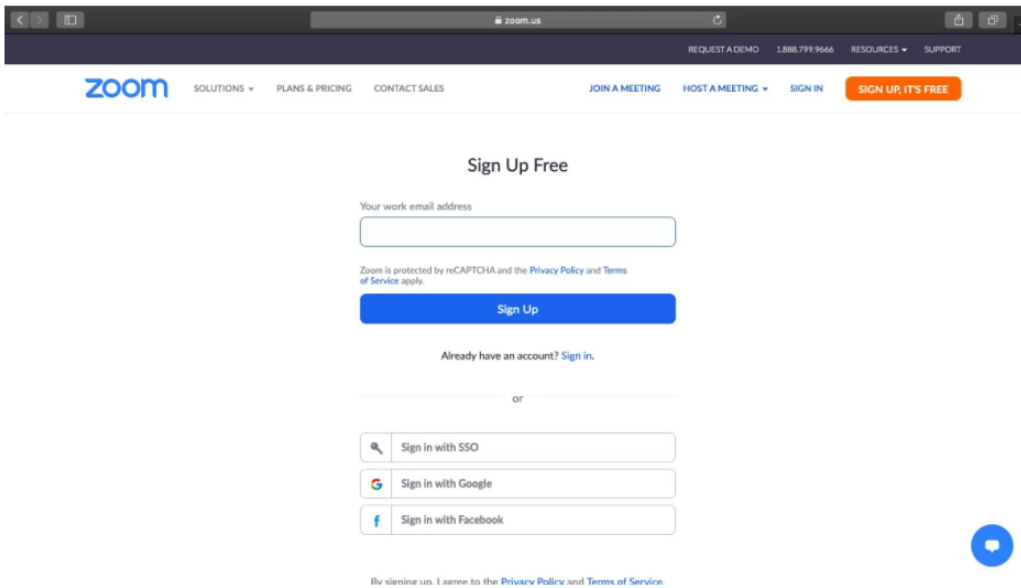


## A. How To Get Started With Zoom

### 1. For Desktop

**Step 1:** To get started with Zoom, head to [their website](#), and click on the “SIGN UP” button that’s at the top-right corner of the screen.



The screenshot shows the Zoom website's sign-up page. At the top, there is a navigation bar with the Zoom logo and links for SOLUTIONS, PLANS & PRICING, CONTACT SALES, JOIN A MEETING, HOST A MEETING, SIGN IN, and a prominent orange button labeled "SIGN UP, IT'S FREE". Below the navigation bar, the main heading is "Sign Up Free". Underneath, there is a form with the label "Your work email address" and an empty input field. Below the input field, there is a small text note: "Zoom is protected by reCAPTCHA and the Privacy Policy and Terms of Service apply." A blue "Sign Up" button is positioned below the input field. Below the button, there is a link: "Already have an account? Sign in." Below this, there is a horizontal line with the word "or" centered under it. Underneath the line, there are three buttons for social sign-in: "Sign in with SSO" (with a magnifying glass icon), "Sign in with Google" (with the Google logo), and "Sign in with Facebook" (with the Facebook logo). At the bottom of the page, there is a small text note: "By signing up, I agree to the Privacy Policy and Terms of Service." and a blue circular icon with a white speech bubble.

**Step 2:** You have two options when it comes to creating a Zoom account.

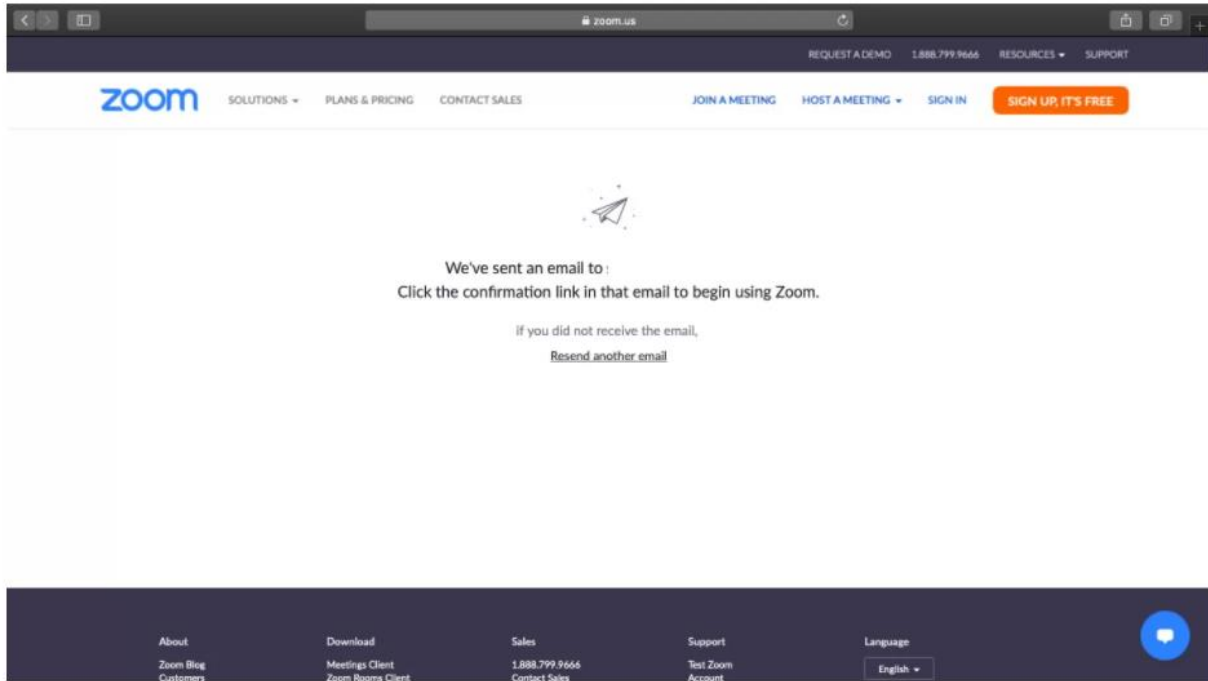
You can either:

- Create a new account using your work email address.
- Sign in using SSO (Single Sign-On) or your Google or Facebook account.

If you’re using Zoom for work purposes, it’s best to sign up using your work email address.

**Step 3:** Zoom will now send you an email with a confirmation link.

Click on that link to go to Zoom's Sign Up Assistant and sign in using your credentials.



**Step 4:** Download the desktop app/ Zoom client from the Zoom website for easy access.

## 2. For Mobile

**Step 1:** Download the Zoom iOS or Android app from the App Store/Play Store.

**Step 2:** Sign up or sign in to Zoom by following the on-screen instructions that are similar to the desktop process.

---

## C. How To Join A Zoom Meeting

Here's a step-by-step guide to join a Zoom meeting quickly:


**Note:** The same steps apply to both your desktop and your phone.

### A. Join Using A Meeting Link

If you have a meeting link, just click on it or paste it into your web browser to join the meeting.

## B. Join Using A Meeting ID

**Step 1:** Open the Zoom app and click on the “Join” icon.



**Step 2:** Paste the Meeting ID in the box provided, add your display name for the meeting and click on the “Join” button.

### Join Meeting

Meeting ID or Personal Link Name

Stan Rastogi

Don't connect to audio

Turn off my video

Cancel Join